




ARC-PA3520B01

Standalone Panel Antenna
3.3-3.8 GHz 20dBi



- High performance, cost effective patented circuit design
- US Engineered
- Manufactured under strict US quality control procedures
- Low profile and rugged design for outdoor use with UV stabilized plastic
- Articulating wall/pole bracket (BRA-A-1699-02) included
- Custom designs available

Electrical Specifications

Frequency Range	3.3-3.8 GHz
Gain (Typ)	20dBi
Polarization	Single Linear – Vertical and Horizontal
3dB Beamwidth Vertical/ Horizontal	12 degrees/ 13 degrees
VSWR	≤1.5:1 typ, ≤1.7:1 max
Front-to-Back Ratio	>30 dBi

Cross Polarization	>30 dBi
ETSI	TS 2
Power Rating	30 watts
Impedance	50 ohms
Lightning Protection	DC Ground
Connector Type	Integral Type N Jack

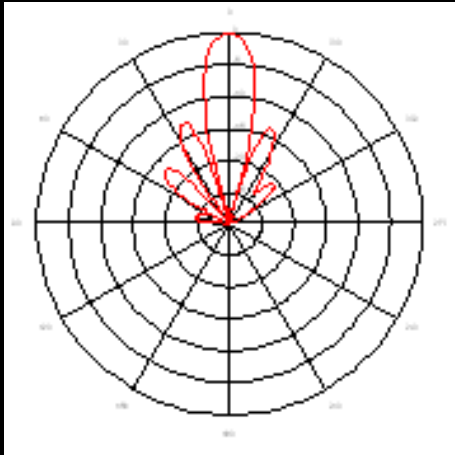
Physical/Environmental Specifications

Length x Width x Depth	15.4 x 15.4 x 1.7in (39.1 x 39.1 x 4.3cm)
Weight	2.2 lbs (1 kg)
Backplane	Aluminum
Radome	UV stabilized ABS plastic, gray

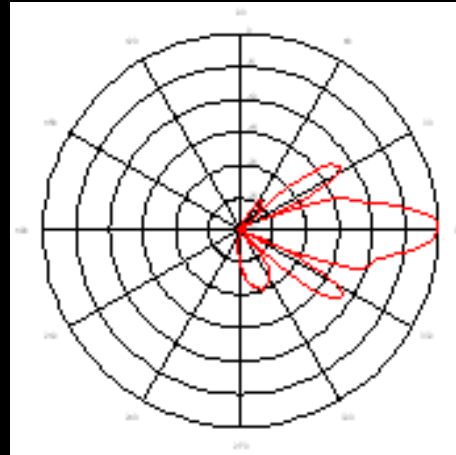
Wind Survivability	125mph (201kph)
Wind Load	1.23ft ² (0.12m ²)
Operating Temperature	-49°F to 149°F (-45°C to 65°C)
Pole Mount Diameter Range	0.75in to 2.0in (1.9cm to 5.1cm)

Antenna Patterns

RF Patterns
Vertical Cut, Typ.



RF Patterns
Horizontal Cut, Typ.



Shipping Information

Size	22 x 19 x 19in (55.9 x 48.3 x 48.3cm)
Weight	41 lbs (18.6kg)
Description	Packaging includes 10 antennas in an over pack box with brackets

*These reflect standard box sizes for palletized shipments. Over pack boxes will be required for air and ground shipments.

Ordering Information

Part Number	ARC-PA3520B01
Description	Standalone Panel, 3.3-3.8 GHz, 20dBi, Type N Jack, W/ Bracket